

POTATO TECHNOLOGY
BEET TECHNOLOGY
VEGETABLE TECHNOLOGY

GRIMME

HARVESTING SUCCESS!

Product range storage technology

Gentle storing – harvesting success!



Only crop that is stored in a healthy condition will also be in a healthy state when it is removed from storage

Many innovative ideas and a large number of technical novelties characterise the Grimme storage technology. No matter which unit we are dealing with, whether receiving hopper, conveyors or

store loaders – we always attach greatest importance to a high output, tremendous sturdiness as well as extremely gentle crop handling. – And this applies to all work steps because every transfer and drop is a critical

step or to be precise: “was a critical step”. Thanks to the select and partly award-winning Grimme innovations, storing has been optimised into a gentle, smooth and fast process step.

Contents

RECEIVING HOPPERS	4–13
RH 12 E / RH 16 E / RH 16	6
RH 12 Combi	7
RH 20 E / RH 20 / RH 24	8
RH 20 Combi / RH 24 Combi	10
TH 624 / TH 824	13
CONVEYORS	14–15
SC 80	15
TC 80	15
STORE LOADERS	16–21
SL 125 / SL 145	17
SL 80	18
SL 80 Quantum	20
Store filling	21
BOX FILLER	22–23
GRADING TECHNOLOGY	24–26
WG 900 / WG 900 Tandem	25
SG unit	26
FLOW CONTROL	27
TERMINALS	28–29
TECHNICAL DATA	30–35



The receiving hoppers of the RH series

The sturdy receiving hoppers not only steal the show with their excellent price-performance-ratio, but also impress with a high performance combined with minimum impact on the crop as well as a variety of innovative

and practical solutions. The hopper floor provides for a gentle, infinitely variable conveying of the crop as well as a quick emptying. A variety of different soil cleaning and pre-grading variants is available. With the


convenient operator terminals, which are optimally tailored to the machine functions, all important adjustment functions can be controlled in a comfortable manner.



Powerful and gentle

PU spiral rollers

The soft, wear-resistant polyurethane (PU) spiral rollers achieve an extremely gentle crop handling and more effective separating performance than conventional steel spiral rollers. In addition, jammed stones and haulm blockings are avoided.



Maintenance-free

Direct hydraulic drives

Rollers are driven directly and without any loss in power. In addition, the independent control of the roller groups also ensures an ideal results for all potato sizes.



Efficient cleaned

Turbo Clean

With the centrifugal cleaning system Turbo Clean, trash is removed from the rollers at maximum speeds, ensures an effective cleaning. Ideal for sticky soils and without the need for manual intervention.

The entry level

RH 12-40 E /
RH 16-40 E

The sturdy receiving hoppers of the E-series not only impress with their excellent price-performance-ratio, but also combine a high performance with extremely gentle crop handling as well as a variety of innovative and practical solutions.



Maximum comfort

RH 16-40

The compact receiving hopper RH 16-40 with its hopper volume of 4 m³ (optional: 6 m³) not only impresses with a high performance combined with extremely gentle crop handling, but also with a variety of innovative equipment details. Optimally matched: the RH 16-40 in combination with a box filler module of the GBF series.



Compact and multi-talented

RH 12-40 Combi /
RH 12-60 Combi

The small Combi suits especially medium sized farms. Unique details of hopper floor and cleaning unit design, as well as infinite drives as standard equipment in this size range facilitate a combination of extremely gentle crop handling and good performance. The roller table conveys the crop in a rotary manner, thus creating excellent picking conditions.

(1) / (2) The combination of receiving hopper and following grading forms a powerful and yet flexible unit. Depending on the requirements as regards accuracy of grading and extremely gentle crop handling, the Combi can be combined with a web grader or a one- or two-step roller unit.

(3) The additional GBF module for direct box filling.



The top class

RH 20 E /
RH 20 / RH 24

The high-performance and comfortable receiving hoppers with their maximum volume of 9.5 m³ to maximum 24 m³ ideal for filling from rear tippers. The extension at the end of the hopper floor loosens the crop flow, improves the even crop discharge onto the soil grading unit and ensures a continuous flow to the following machines. The infinitely variable hopper floor speed is as standard controlled via the GBT 831.



Gentle and durable

The hopper floor

- (1) Deep and soft lamella pockets guarantee a gentle crop handling and even unloading.
- (2) The sturdy hopper floor chain makes for a long service life and minimum maintenance effort.



Multi-talented

Soil cleaning and pre-grading

(1) The standard soil cleaning unit with 6 PU spiral rollers is optimally suited for light soil conditions. The extension to 9 PU spiral rollers connected in series is suitable for use under heavy soil conditions. In particular sticky soil can be separated with the optionally available MultiSep.

(2) The RH 20 / RH 24 make it possible to combine soil cleaning and pre-grading in one process step. With the aid of one or two pre-grading units connected in series, it is possible to pre-grade in up to three sizes.



Constant workload

Capacity Control

Automatic control of hopper floor speed via a sensor for fill level monitoring for an optimum feeding of the following machines.



Gentle picking and grading

RH 20 Combi / RH 24 Combi

The RH 20 Combi / RH 24 Combi are machines of modular design. They impress with their variety of options, enabling them to meet a wide range of requirements. All features of the RH 20 and RH 24 receiving hopper are also characteristic for the Combi version. A divider web, which distributes the product flow onto the

two 72 cm wide picking webs, following the 8 or 14 extremely gently working PU spiral rollers. The picking platform offers enough space for up to 12 persons. The equipment can be conveniently operated from the picking stand by means of the GBT 818 operator terminal.



Mechanical picking

CLS unit

The Combi can be optionally equipped with a two-stage roller separator (CLS) for a mechanical separation of stones and clods. Taking advantage of the physical properties of a potato, the manual picking effort is reduced to a minimum.



Manual picking

Picking table

The different versions of the picking table offer enough space for 6, 8 or 12 persons. The standard lighting system provides a good overview at any time. The infinitely variable speed adjustment combined with the optional turning rollers supports an optimum picking result.



Storing according to size

Grading behind picking table

The combination of receiving hopper and following grading forms a powerful and yet flexible unit. Depending on the requirements as regards accuracy of grading and extremely gentle crop handling, the Combi can be combined with a one- or two-step roller unit (1) or web grader (2).



Increased efficiency in the logistic chain

TH 624 / TH 824

The TH ensures a fast receiving of the crop and forwards it to the coupled receiving hopper. Already during the unloading process, the TH is automatically raised, thus making more effective use of the buffer volume of the RH 24-60 or RH 24-70. The time the lorries have to stay is drastically reduced.



The conveyors of the SC and TC series

Both the conveyors of the SC series and the telescoping conveyors of the TC series are characterised by a particularly sturdy and durable design. The high-quality design reflects in many innovative detailed

solutions: the particularly gentle crop transfer airbag has received an award. The active running side walls and the infinitely adjustable speed driven from the pulling end enable the gentle handling effect even under

high output. The narrow conveyor frame and the even area of the conveyor make it possible to use it also as picking belt. The steel support rollers with sealed for life bearings.



Gentle transport

SC 80

The conveyor with its 7 m, 9 m or 12 m range and 80 cm width convinces with a high transport capacity at maximum gentle crop handling. The sturdy construction permits a trouble- and maintenance-free operation.

(1) The optionally available Tandem wheels support an easy relocation.

(2) The couplings connect the conveyors and the store loader and enables an automatic relocating.



Variable transport length

TC 80

The combination of two 80 cm wide conveyors with 13 m or 16 m range convinces with its unique belt raising mechanism (airbag). This ensures a gentle crop transfer from belt to belt.

(1) The optionally available hydraulic steering and the drive provide for a comfortable relocation.

(2) The infinitely variable adaptation of the range makes it possible to relocate the position of the store loader without having to move the storage line.



The store loaders of the SL series

The store loaders with lengths between 12.5 m and 22 m convince with a maximum of convenience and a sturdy, durable design – low

maintenance costs included. Thanks to the electro-hydraulic drive and infinitely variable web speeds with variable swivelling speed, the crop is treated

extremely gentle. The large wheel protection and telescoping belt ensure that the relocation need of the machine is reduced to a minimum.



Getting started at low cost

SL 125 / SL 145

The store loaders with 12.5 m or 14.5 m range and 65 cm wide belt convince with their maximum gentle crop handling and maximum manoeuvrability.

(1) The large rubber covered intake funnel ensures a gentle crop intake and the elevator impresses with its high transport capacity, which is even further enhanced by the V-shaped flights and the active running side walls.

(2) The hydraulic, maintenance-free wheel drive permits an infinite adjustment of the swivelling speed without disruptive rocking motions.

(3) Hydraulically swivelling main wheels for a fast relocation inside the store.

(4) Apart from the sensors that are installed as a standard at the head end, sensors at the main wheels can limit the swivelling motion. This makes it possible to automatically operate the machine independent of local conditions.



Efficient storage

SL 80

The store loaders with 14.5 m, 16.5 m or 18.5 m range and 80 cm wide belt convince with their convenient operation and high storage performance.

(1) The large rubberised filling funnel provides for a gentle crop intake and the elevator impresses with its high transport capacity, which is even further enhanced by the V-shaped flights and the active running side walls.

(2) The hydraulic, maintenance-free wheel drive permits an infinite adjustment of the swivelling speed without disruptive rocking motions.

The independently driven main wheels provide the machine with a high degree of flexibility so that it can be manoeuvred even in the narrowest spaces.

(3) Hydraulically swivelling main wheels for a fast relocation inside the store.



Loss-free intake

(1) The coupling connects the store loader with the single or twin conveyor and ensures a loss-free transfer during the swivelling motion.

(2) A corn funnel can be fitted as an option.

Powerfully transporting bulk goods

The optional web speed of 120 m/min enables a powerful corn transport.

Comfortable operation

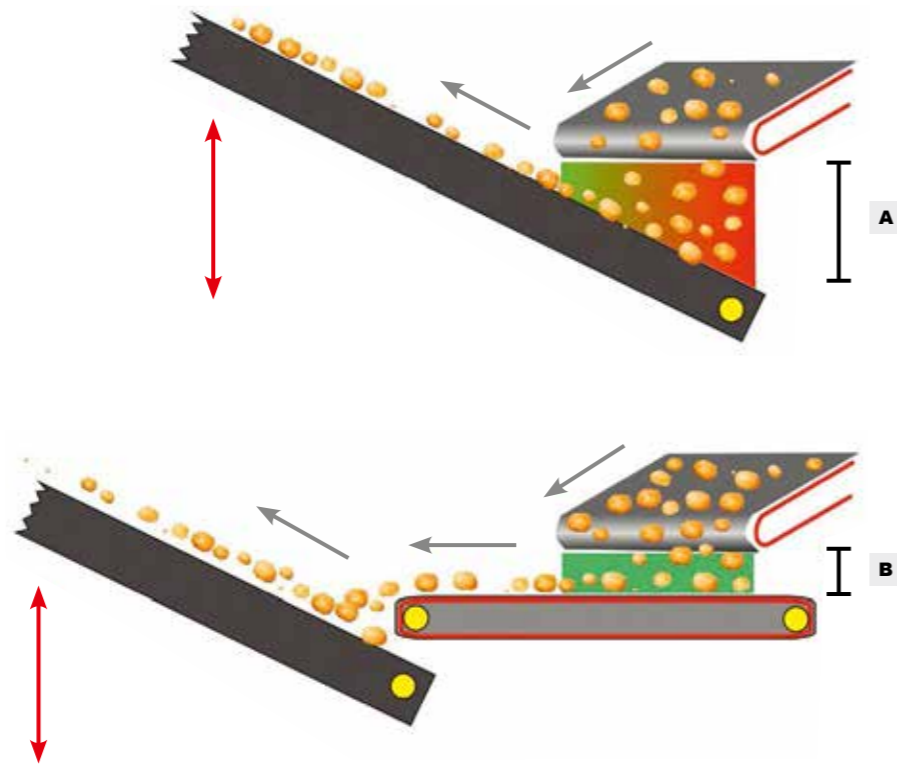
(3) The standard joystick box GBX 820 permits a very comfortable manoeuvring and operation of all functions. The optional VC 50 supports the easy programming of the filling functions.

(4) To enhance the freedom of movement even further, the most important control functions can be controlled via remote control.

Crop protection

SL 80 Quantum

The store loaders with 18 m, 20 m or 22 m range and 80 cm wide belt convince with their convenient operation and high storage performance. A specifically developed intake belt guarantees a clearly more gentle crop transfer in the intake range independent of swivelling and conveying angle. Thus, reduced rolling motions and a minimum transfer height form ideal conditions for highest quality.



Store filling

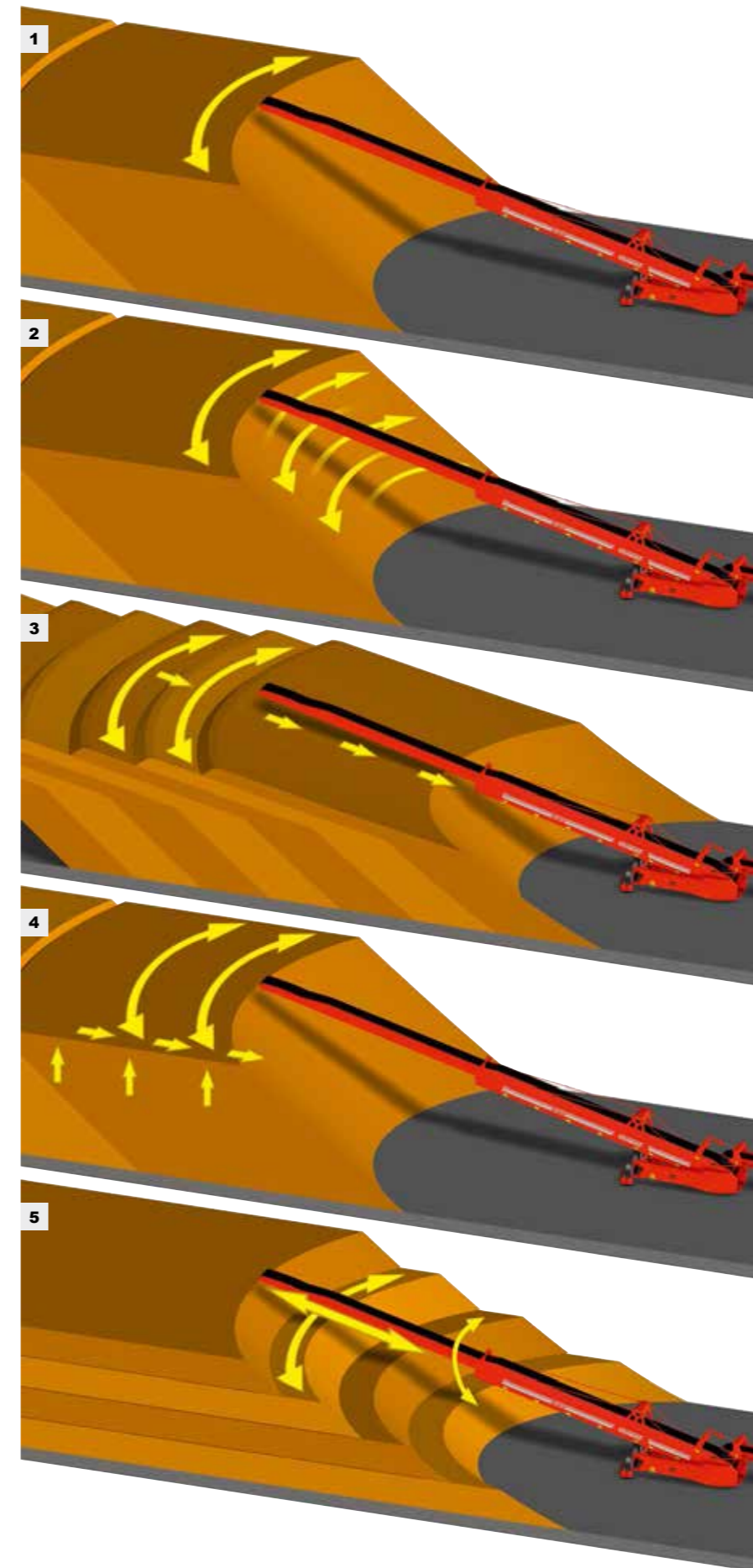
(1) As a standard, all models of the SL series are equipped with a **swivelling range monitoring system** for continuous loading. As an option, this can be advanced with an automatic adaptation of the swivelling range during retraction of the telescopic web.

(2) In addition to the function described under (1), the **discharge height adaptation** ensures that the discharge height is kept at a constant level providing for an even and gentle crop deposit. Uneven crop contours are detected and compensated with a reduction of the swivelling speed.

(3) The **store filling function I** automatically retracts the telescopic belt when the filling level is reached, thus saving manual effort.

(4) If **store filling function II** is activated, the telescopic part is automatically retracted to adjust the height, thus ensuring that a level surface is formed.

(5) The **terrace building function** fills the store program-controlled across the entire telescoping range. This achieves a maximum saving of work effort during store filling.



The box filler GBF

The GBF is a fully automatic box filler that can be used both during storage and during potato processing. The adjustable intake height and the box positioning

frame are suitable for filling a variety of different boxes. The hydraulically adjustable swan neck minimises the discharge height into the boxes. The unit

is operated from the GBT 840 operator terminal and the machine is equipped with Flow Control to start and stop the complete feeding line.



Gentle box filling

Sensor-controlled discharge height

A sensor monitors at any time the discharge height and automatically controls the height of the filling conveyor.



Minimum drop height

Guide rubber flap

If the box is empty, the head piece is completely lowered into the box. The guide rubber flap (Drop-Stopp) with cover cloth ensures a gentle crop storing.



Evenly filled boxes

Fully automatic box filling

On reaching the maximum filling height, the box is optimally filled by retracing the filling conveyor. Then the conveyor automatically changes its direction of travel and filling of the next box starts.

The web grader WG 900

The powerful grader unit with its compact design and height-adjustable chassis is easy to integrate into the crop flow. The gentle rubber web offers

an ideal coordination between grading accuracy and flow rate thanks to its infinitely variable drive. The graded crop is transferred to the crop cross

conveyor with a minimal drop step. Oversized crop is transferred to the following machine in direction of flow by means of a chute.



Maximum grading performance

WG 900 Tandem

If an increase of the grading performance is desired, the WG 900 Tandem with an overall grading width of 180 cm is an option.



Several grading sizes

Web graders connected in series

By connecting several WG 900 in a line, different gradings can be generated in one step.



Versatile and gentle

(1) The WG 900 can be optionally equipped with a crop cross conveyor for side discharge of oversized crop.

(2) The paddle pusher gently lifts the crop up over the drive drum.

The roller grader

The SG units can be integrated as pre-assembled modules into an already existing preparation and processing line. To make the necessary adaptations possible, the SG unit comes without chutes, cross conveyor and frames. This unit is equipped with PU spiral rollers and an electro-hydraulic drive.



The storage line becomes one unit

Flow Control

With the Flow Control, all machines in the storage line are connected with each other, so that the entire line can be stopped from any position without delay or is automatically stopped in case of faults. This avoids crop losses at the transfer points. The line can be started from any of the terminals in a programmed start-up sequence. This reduces the manual work effort to a minimum.



Machine control with touch screen function

VC 50

Colour monitor with touch screen function, easily comprehensible symbols (pictograms) and multifunctional turning knob. The VC 50 is a professional terminal with comprehensive special functions, fully programmable and with comprehensive diagnostics function for the machine. Adapted in an ideal way to the comprehensively equipped receiving hopper and store loaders of the SL 80 series.



Enhancing the freedom of movement

Remote control

To enhance the freedom of movement even further, the most important control functions of the store loaders can be controlled via remote control. In addition, the entire storage line can be started and stopped via Flow Control to save unnecessary ways.



Convenient machine control

(1) The GBT 831 has been specially developed to operate the receiving hoppers and Combis. All functions can be adjusted and displayed in a convenient and clearly laid-out manner.



(2) The clearly laid-out operator terminal GBT 818 has been specifically developed for the picking personnel on the RH Combi. The display shows all the essential parameters that are important for the picking process.



(3) As a standard, all models of the SL 80 series are equipped with the joystick box GBX 820. This allows for a comfortable manoeuvring and operation of all functions.

(4) All GBF box fillers are equipped with the GBT 840 control terminal. The intuitive operation is supported by a clearly structured interface with sturdy membrane switches.



(5) The easy to operate switch box of the SL 125 / SL 145 is ideally matched to the machine functions. Its ergonomic shape with the sturdy toggle switches and the 15 m long cable offer the highest degree of flexibility.

(6) The receiving hoppers of the E series are operated manually with the aid of hand valves. All functions can be centrally adjusted in a convenient manner.

Receiving hopper (RH/TH)

	RH 12-40 E	RH 16-40 E	RH 16-40
Intake height	85–100 cm	85–100 cm	85–100 cm
Intake width	290 cm	290 cm	290 cm
Height adjustable rubber intake flap	o	o	o
Spring tensioned height adjustable rubber intake flap	•	•	•
Hopper floor width	140 cm	140 cm	140 cm
Hopper floor length	400 cm	400 cm	400 cm
Hopper floor speed	0.5–5 m/min	0.5–5 m/min	0.5–5 m/min
Hopper volume – standard / option	4 / 6 m³	4 / 6 m³	4 / 6 m³
Soil cleaning width	120 cm	160 cm	160 cm
PU spiral roller soil cleaning	6	6	6
Soil funnel	o	–	–
Soil cross conveyor	• (65 x 200 cm)	65 x 300 cm	65 x 300 cm
Crop discharge chute	o	o	–
Crop cross conveyor	–	• (65 x 300 cm)	65 x 300 cm
GBF module incl. 7th and 8th PU spiral roller	–	–	•
Input power (*crop cross conveyor)	5.5 kW	5.5 kW (7.5 kW*)	7.5 kW
Manual operation	o	o	–
Operator terminal GBT 831	–	–	o
Comfort and operation			
Hydraulic distance and levelling adjustment	–	•	o
Turbo Clean	•	•	•
Flow Control line control	•	•	•
Cross conveyors 350 cm long	–	–	–
Top Clean belt scraper	–	–	–
Gas cylinder operated chute	•	•	•
Flow brake	•	•	•
Food safe drive medium	•	•	•

	RH 12-40 Combi	RH 12-60 Combi
Intake height	85–100 cm	85–100 cm
Intake width	290 cm	290 cm
Height adjustable rubber intake flap	o	o
Spring tensioned height adjustable rubber intake flap	•	•
Hopper floor width	140 cm	140 cm
Hopper floor length	400 cm	600 cm
Hopper floor speed	0.5–5 m/min	0.5–5 m/min
Hopper volume	6 m³	8 m³
Soil cleaning width	120 cm	120 cm
PU spiral roller soil cleaning	6	6
Soil cross conveyor	65 x 300 cm	65 x 300 cm
Roller picking table	110 x 250 cm	111 x 250 cm
GBF module incl. 7th and 8th PU spiral roller	•	•
Input power (*pre-grading WG 900)	15 kW (10 kW*)	15 kW (10 kW*)
Operator terminal GBT 831	o	o
F6 Pre-grading at rear of picking table		
PU spiral rollers	6	6
Grading width	120 cm	120 cm
Pre-grading cross conveyor	65 x 300 cm	65 x 300 cm
Crop cross conveyor	65 x 300 cm	65 x 300 cm
F7 F6 Pre-grading at rear of picking table		
PU spiral rollers	–	•
Grading width	–	7 + 6
1 st pre-grading cross conveyor	–	80 x 300 cm
2 nd pre-grading cross conveyor	–	80 x 300 cm
Crop cross conveyor	–	65 x 300 cm
WG 900 Pre-grading at rear of picking table		
Pre-grading with rubber web	•	•
Pre-grading cross conveyor	90 cm	90 cm
Crop cross conveyor	110 x 300 cm	110 x 300 cm
Additional 2-roller agitator	• (65 x 200 cm)	• (65 x 200 cm)
Transfer roller at crop discharge	•	•
Comfort and operation		
Hydraulic distance adjustment	o	o
Turbo Clean	•	•
Flow Control line control	•	•
Cross conveyors 350 cm long	•	•
Top Clean belt scraper	–	–
Gas cylinder operated chute	•	•
Flow brake	•	•
Food safe drive medium	•	•

o Series • Option – Not available

	RH 20-45 E	RH 20-60 E	RH 20-45	RH 20-60	RH 24-45	RH 24-60	RH 24-70
Intake height	85–100 cm	85–100 cm	85–100 cm	85–100 cm	85–100 cm	85–100 cm	95–110 cm
Intake width – standard / option (XXL)	300 cm	300 cm	300 cm	300 cm	300 / 340 cm	300 / 340 cm	340 cm
Height adjustable rubber intake flap	o	o	o	o	o	o	o
Spring tensioned height adjustable rubber intake flap	•	•	•	•	•	•	•
Spring tensioned hydraulically height adjustable rubber intake flap	–	–	•	•	•	•	•
Start signal	–	–	•	•	•	•	•
Hopper floor width	200 cm	200 cm	200 cm	200 cm	240 cm	240 cm	240 cm
Hopper floor length	450 cm	600 cm	450 cm	600 cm	450 cm	600 cm	700 cm
Hopper floor with horizontal end	top	top + bottom	top	top + bottom	top	top + bottom	top + bottom
Hopper floor speed	0.5–4	0.5–4	0.5–5	0.5–5	0.5–5	0.5–5	0.5–5
Hopper volume – standard / option (XXL)	9.5 m³	16 m³	9.5 m³	16 m³	11 / 12.5 m³	19 / 21 m³	24 m³
Soil cleaning/pre-grading width	200 cm	200 cm	200 cm	200 cm	240 cm	240 cm	240 cm
Comfort package C6							
PU spiral roller soil cleaning	6	6	6	6	6	6	6
Soil cross conveyor	65 x 300 cm	65 x 300 cm	65 x 300 cm	65 x 300 cm	65 x 300 cm	65 x 300 cm	65 x 300 cm
Crop cross conveyor	65 x 300 cm	65 x 300 cm	65 x 300 cm	65 x 300 cm	80 x 300 cm	80 x 300 cm	80 x 300 cm
Input power	7.5 kW	7.5 kW	7.5 kW	10 kW	10 kW	10 kW	10 kW
Operator terminal GBT 831	–	–	o	o	o	o	o
Operator terminal VC 50	–	–	•	•	•	•	•
Comfort package C9							
PU spiral roller soil cleaning	9	9	9	9	9	9	9
Soil cross conveyor	110 x 300 cm	110 x 300 cm	110 x 300 cm	110 x 300 cm	110 x 300 cm	110 x 300 cm	110 x 300 cm
Crop cross conveyor	65 x 300 cm	65 x 300 cm	65 x 300 cm	65 x 300 cm	80 x 300 cm	80 x 300 cm	80 x 300 cm
Input power	10 kW	10 kW	10 kW	15 kW	15 kW	15 kW	15 kW
Operator terminal GBT 831	–	–	o	o	o	o	o
Operator terminal VC 50	–	–	•	•	•	•	•
Comfort package CF							
PU spiral roller soil cleaning	–	–	•	•	•	•	•
MultiSep soil cleaning (additional 15 kW drive)	–	–	8	8	8	8	8
PU spiral rollers pre-grading	–	–	6	6	6	6	6
Divider rubber	–	–	•	•	•	•	•
Decoupling for pre-grading	–	–	•	•	•	•	•
Soil cross conveyor	–	–	80 x 300 cm	80 x 300 cm	80 x 300 cm	80 x 300 cm	80 x 300 cm
Pre-grading cross conveyor	–	–	80 x 300 cm	80 x 300 cm	80 x 300 cm	80 x 300 cm	80 x 300 cm
Crop cross conveyor	–	–	65 x 300 cm	65 x 300 cm	80 x 300 cm	80 x 300 cm	80 x 300 cm
Input power	–	–	15 kW	15 kW	15 kW	15 kW	15 kW
Operator terminal GBT 831	–	–	o	o	o	o	o
Operator terminal VC 50	–	–	•	•	•	•	•
Function package CFF							
PU spiral roller soil cleaning	–	–	–	–	–	8	8
PU spiral rollers 1 st fractioning	–	–	–	–	–	6	6
PU spiral rollers 2 nd fractioning	–	–	–	–	–	7	7
Divider rubber	–	–	–	–	–	•	•
Discharge system for oversizes	–	–	–	–	–	•	•
Soil cross conveyor	–	–	–	–	–	80 x 300 cm	80 x 300 cm
1 st pre-grading cross conveyor	–	–	–	–	–	80 x 300 cm	80 x 300 cm
2 nd pre-grading cross conveyor	–	–	–	–	–	80 x 350 cm	80 x 350 cm
Crop cross conveyor	–	–	–	–	–	65 x 300 cm	65 x 300 cm
Input power	–	–	–	–	–	15 kW	15 kW
Operator terminal GBT 831	–	–	–	–	–	–	–
Operator terminal VC 50	–	–	–	–	–	o	o
Comfort and operation							
Hydraulic distance and levelling adjustment	–	–	o	o	o	o	o
Turbo Clean	•	•	•	•	•	•	•
Flow Control line control	•	•	•	•	•	•	•
Capacity Control	–	–	•	•	•	•	•
Adjustment Control	–	–	•	•	•	•	•
Cross conveyors 350 cm long	–	–	•	•	•	•	•
Top Clean belt scraper	•	•	•	•	•	•	•
Gas cylinder operated chute	•	•	•	•	•	•	•
Flow brake	•	•	•	•	•	•	•
Food safe drive medium	•	•	•	•	•	•	•

o Series • Option – Not available

	RH 20-45 COMBI	RH 20-60 COMBI	RH 24-45 COMBI	RH 24-60 COMBI	RH 24-70 COMBI
Intake height	85-100 cm	85-100 cm	85-100 cm	85-100 cm	95-110 cm
Intake width – standard / option (XXL)	300 cm	300 cm	300 / 340 cm	300 / 340 cm	340 cm
Height adjustable rubber intake flap	o	o	o	o	o
Spring tensioned height adjustable rubber intake flap	•	•	•	•	•
Spring tensioned hydraulically height adjustable rubber intake flap	•	•	•	•	•
Start signal	•	•	•	•	•
Hopper floor width	200 cm	200 cm	240 cm	240 cm	240 cm
Hopper floor length	450 cm	600 cm	450 cm	600 cm	700 cm
Hopper floor with horizontal end	top	top + bottom	top	top + bottom	top + bottom
Hopper floor speed	0.5-4 m/min	0.5-4 m/min	0.5-4 m/min	0.5-4 m/min	0.5-4 m/min
Hopper volume – standard / option (XXL)	9.5 m³	16 m³	11 / 12.5 m³	19 / 21 m³	24 m³
Soil cleaning/pre-grading width	200 cm	200 cm	240 cm	240 cm	240 cm
Comfort package C8	o	o	o	o	o
PU spiral roller soil cleaning	8	8	8	8	8
Picking table	o	o	o	o	o
Soil cross conveyor	80 x 300 cm	80 x 300 cm	80 x 300 cm	80 x 300 cm	80 x 300 cm
Crop cross conveyor	65 x 300 cm	65 x 300 cm	80 x 300 cm	80 x 300 cm	80 x 300 cm
Input power	15 kW	15 kW	15 kW	15 kW	15 kW
Operator terminal GBT 831	o	o	o	o	o
Operator terminal GBT 818	o	o	o	o	o
Operator terminal VC 50	•	•	•	•	•
Adjustment Control	–	–	–	–	–
Comfort package CF	•	•	•	•	•
PU spiral roller soil cleaning	7	7	7	7	7
MultiSep soil cleaning (additional 15 kW drive)	–	–	•	•	•
PU spiral rollers pre-grading	7	7	7	7	7
Divider rubber	•	•	•	•	•
Picking table	o	o	o	o	o
Soil cross conveyor	80 x 300 cm	80 x 300 cm	80 x 300 cm	80 x 300 cm	80 x 300 cm
Pre-grading cross conveyor	80 x 300 cm	80 x 300 cm	80 x 300 cm	80 x 300 cm	80 x 300 cm
Crop cross conveyor	65 x 300 cm	65 x 300 cm	80 x 300 cm	80 x 300 cm	80 x 300 cm
Input power	15 kW	15 kW	15 kW	15 kW	15 kW
Operator terminal GBT 831	o	o	o	o	o
Operator terminal GBT 818	o	o	o	o	o
Operator terminal VC 50	•	•	•	•	•
Adjustment Control	•	•	•	•	•
Comfort package CF CLS I	–	–	•	•	•
PU spiral roller soil cleaning	–	–	7	7	7
MultiSep soil cleaning (additional 15 kW drive)	–	–	•	•	•
PU spiral rollers pre-grading	–	–	7	7	7
Divider rubber	–	–	–	–	–
Product merging per conveyor *	–	–	•	•	•
Product merging per ring elevator	–	–	–	–	–
Picking table	–	–	•	•	•
Soil cross conveyor	–	–	65 x 300 cm	65 x 300 cm	65 x 300 cm
Pre-grading cross conveyor	–	–	45 x 320 cm	45 x 320 cm	45 x 320 cm
Crop cross conveyor	–	–	80 x 300 cm	80 x 300 cm	80 x 300 cm
Input power	–	–	15 + 5.5 kW	15 + 5.5 kW	15 + 5.5 kW
Operator terminal GBT 831	–	–	–	–	–
Operator terminal GBT 818	–	–	o	o	o
Operator terminal VC 50	–	–	o	o	o
Adjustment Control	–	–	o	o	o
Comfort package CF CLS II	–	–	•	•	•
PU spiral roller soil cleaning	–	–	7	7	7
MultiSep soil cleaning (additional 15 kW drive)	–	–	•	•	•
PU spiral rollers pre-grading	–	–	7	7	7
Divider rubber	–	–	–	–	–
Product merging per conveyor *	–	–	•	•	•
Product merging per ring elevator	–	–	•	•	•
Picking table	–	–	•	•	•
Soil cross conveyor	–	–	80 x 350 cm	80 x 350 cm	80 x 350 cm
Pre-grading cross conveyor	–	–	45 (60*) x 400 cm	45 (60*) x 400 cm	45 (60*) x 400 cm
Crop cross conveyor	–	–	80 x 300 cm	80 x 300 cm	80 x 300 cm
Input power	–	–	15 + 5.5 kW	15 + 5.5 kW	15 + 5.5 kW
Operator terminal GBT 831	–	–	–	–	–
Operator terminal GBT 818	–	–	o	o	o
Operator terminal VC 50	–	–	o	o	o
Adjustment Control	–	–	o	o	o

* without picking table
o Series • Option – Not available

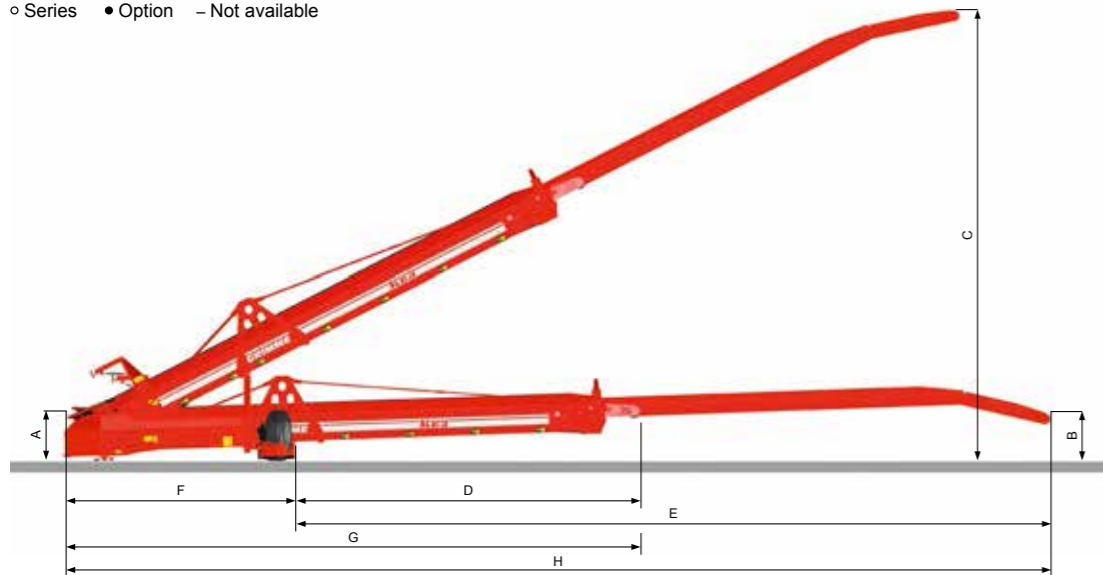
	RH 20-45 COMBI	RH 20-60 COMBI	RH 24-45 COMBI	RH 24-60 COMBI	RH 24-70 COMBI
Picking table PT30	o	o	o	o	o
Distributor belt	220 x 200 cm	220 x 200 cm	220 x 200 cm	220 x 200 cm	220 x 200 cm
Picking table belt	72 x 200 cm	72 x 200 cm	72 x 200 cm	72 x 200 cm	72 x 200 cm
Turning rollers	–	–	–	–	–
Trash return conveyor	o	o	o	o	o
Trash cross conveyor (cross)	–	–	–	–	–
Pre-grading at rear of picking table	•	•	•	•	•
Picking table PT40	•	•	•	•	•
Distributor belt	220 x 200 cm	220 x 200 cm	220 x 200 cm	220 x 200 cm	220 x 200 cm
Picking table belt	72 x 300 cm	72 x 300 cm	72 x 300 cm	72 x 300 cm	72 x 300 cm
Turning rollers	-/1	-/1	-/1	-/1	-/1
Trash return conveyor	o	o	o	o	o
Trash cross conveyor (cross)	•	•	•	•	•
Pre-grading at rear of picking table	–	•	–	•	•
Picking table PT60	•	•	•	•	•
Distributor belt	220 x 200 cm	220 x 200 cm	220 x 200 cm	220 x 200 cm	220 x 200 cm
Picking table belt	72 x 500 cm	72 x 500 cm	72 x 500 cm	72 x 500 cm	72 x 500 cm
Turning rollers	2	2	2	2	2
Trash return conveyor	o	o	o	o	o
Trash cross conveyor (cross)	•	•	•	•	•
Pre-grading at rear of picking table	–	–	–	–	–
F6 Pre-grading at rear of picking table	•	•	•	•	•
PU spiral rollers	6	6	6	6	6
Discharge system for oversized crop	•	•	•	•	•
Pre-grading cross conveyor	80 x 300 cm	80 x 300 cm	80 x 300 cm	80 x 300 cm	80 x 300 cm
Crop cross conveyor	65 x 300 cm	65 x 300 cm	80 x 300 cm	80 x 300 cm	80 x 300 cm
Additional input power	7.5 kW	7.5 kW	7.5 kW	7.5 kW	7.5 kW
Adjustment Control	o	o	o	o	o
F6 F7 Pre-grading at rear of picking table	•	•	•	•	•
PU spiral rollers	6 + 7	6 + 7	6 + 7	6 + 7	6 + 7
Discharge system for oversized crop	•	•	•	•	•
1. Pre-grading cross conveyor	80 x 300 cm	80 x 300 cm	80 x 300 cm	80 x 300 cm	80 x 300 cm
2. Pre-grading cross conveyor	80 x 300 cm	80 x 300 cm	80 x 300 cm	80 x 300 cm	80 x 300 cm
Crop cross conveyor	65 x 300 cm	65 x 300 cm	65 x 300 cm	65 x 300 cm	65 x 300 cm
Additional input power	7.5 kW	7.5 kW	7.5 kW	7.5 kW	7.5 kW
Adjustment Control	o	o	o	o	o
WG 900 Pre-grading at rear of picking table	•	•	•	•	•
Pre-grading with rubber web	(2 x) 90 cm	(2 x) 90 cm	(2 x) 90 cm	(2 x) 90 cm	(2 x) 90 cm
Pre-grading cross conveyor	110 x 300 cm	110 x 300 cm	110 x 300 cm	110 x 300 cm	110 x 300 cm
Crop cross conveyor	65 x 300 cm	65 x 300 cm	80 x 300 cm	80 x 300 cm	80 x 300 cm
Additional input power	3	3	3	3	3
Additional 2-roller agitator	•	•	•	•	•
Transfer roller at crop discharge	•	•	•	•	•
Comfort and operation	o	o	o	o	o
Hydraulic distance and levelling adjustment	o	o	o	o	o
Turbo Clean	•	•	•	•	•
Flow Control line control	•	•	•	•	•
Capacity Control	•	•	•	•	•
Cross conveyors 350 cm long	•	•	•	•	•
Top Clean belt scraper	•	•	•	•	•
Gas cylinder operated chute	•	•	•	•	•
Flow brake	•	•	•	•	•
Food safe drive medium	•	•	•	•	•
TH 624					
Intake height	85-100 cm				85-100 cm
Intake width	335 cm				335 cm
Height adjustable rubber intake flap	o				o
Spring tensioned height adjustable rubber intake flap	•				•
Start signal	•				•
Hopper floor width	240 cm				240 cm
Hopper floor length	600 cm				800 cm
Hopper floor with horizontal end	top				top + bottom
Hopper floor speed	4.5-12 m/min				4.5-12 m/min
Volumes with RH 24-60 / RH 24-70	35 / 42 m³				42 / 49 m³
Input power	10 kW				10 kW

o Series • Option – Not available

Store loader (SL)

	SL 125	SL 145	SL 80-14	SL 80-16	SL 80-18	SL 80-18 Q	SL 80-20 Q	SL 80-22 Q
Belt width	65 cm	65 cm	80 cm	80 cm	80 cm	80 cm	80 cm	80 cm
Belt length retraced (G)	780 cm	910 cm	870 cm	970 cm	1070 cm	1120 cm	1220 cm	1320 cm
Belt length extended (H)	1250 cm	1450 cm	1450 cm	1650 cm	1850 cm	1800 cm	2000 cm	2200 cm
Minimum reach (D)	440 cm	550 cm	500 cm	570 cm	670 cm	610 cm	660 cm	760 cm
Maximum reach (E)	900 cm	1100 cm	1080 cm	1250 cm	1450 cm	1280 cm	1430 cm	1630 cm
Intake height (A)	95 cm	95 cm	105 cm	105 cm	105 cm	120 cm	120 cm	120 cm
Discharge height (B)	73 cm	105 cm	40 cm	55 cm	80 cm	40 cm	40 cm	40 cm
Discharge height max. (C)	580 cm	700 cm	620 cm	780 cm	890 cm	760 cm	840 cm	930 cm
Chassis length (F)	350 cm	350 cm	390 cm	425 cm	430 cm	510 cm	560 cm	560 cm
Transport width	195 cm	225 cm	275 cm	290 cm	290 cm	290 cm	290 cm	290 cm
Wheels								
Wheels 21"	◦	–	–	–	–	–	–	–
Wheels 24"	•	◦	–	–	–	–	–	–
Wheels H 30 x 8.8-15	–	–	◦	–	–	–	–	–
Wheels H 40 x 14.5-19	–	–	–	◦	◦	◦	◦	◦
Input power								
Belt speed 3–50 m/min (standard)	4 kW	4 kW	7.5 kW	7.5 kW	7.5 kW	10 kW	10 kW	10 kW
Belt speed 3–70 m/min (option)	5.5 kW	5.5 (7.5) kW	10 kW	10 kW	10 kW	15 kW	15 kW	15 kW
Belt speed 3–120 m/min (option)	–	–	15 kW	15 kW	15 kW	–	–	–
Comfort and operation								
Constant drop height	–	–	•	•	•	–	–	–
Corn funnel	•	•	•	•	•	–	–	–
Hydraulic adjustment transport / swivelling position	•	•	•	•	•	•	•	•
Flow Control line control	•	•	•	•	•	◦	◦	◦
Swivelling range limitation with optical sensors at the head end	◦	◦	–	–	–	–	–	–
Swivelling range limitation with optical sensors at the chassis	•	•	–	–	–	–	–	–
Swivelling range limitation via taught store limits	–	–	◦	◦	◦	◦	◦	◦
Program-controlled adaptation of the swivelling range	–	–	•	•	•	•	•	•
Program-controlled adaptation of the discharge height	–	–	•	•	•	•	•	•
Program-controlled retraction of the telescoping part (Habf I)	•	•	•	•	•	•	•	•
Program-controlled retraction and height adjustment (Habf II)	–	–	•	•	•	•	•	•
Terrace filling	–	–	•	•	•	•	•	•
Switching box	◦	◦	–	–	–	–	–	–
Joystick box GBX 820	–	–	◦	◦	◦	◦	◦	◦
Operator terminal VC 50	–	–	•	•	•	•	•	•
Remote control	•	•	•	•	•	•	•	•
Food safe drive medium	•	•	•	•	•	•	•	•

◦ Series • Option – Not available



Conveyors (SC/TC)

	SC 80-7	SC 80-9	SC 80-12	TC 80-13	TC 80-16
Belt width	80 cm	80 cm	80 cm	80 cm	80 cm
Working length	700 cm	900 cm	1200 cm		
Working length retraced/extended				910/1245 cm	1060/1645 cm
Feeding height	75–125 cm	75–125 cm	75–125 cm	85–145 cm	85–145 cm
Discharge height	55–110 cm	55–110 cm	55–110 cm	105–145 cm	105–135 cm
Input power					
Belt speed 20–50 m/min (standard)	3 kW	3 kW	3 kW	3 kW	3 kW
Belt speed 20–50 m/min (option)	4 kW	4 kW	4 kW	4 kW	4 kW
Belt speed 20–65 m/min (option)	4 kW	4 kW	4 kW	4 kW	4 kW
Belt speed 20–65 m/min (option)	–	–	5.5 kW	5.5 kW	5.5 kW
Comfort and operation					
Flow Control line control	•	•	•	•	•
Mechanical steering unit	–	–	–	•	•
Hydraulic steering unit	–	–	–	•	•
Hydraulic drive	–	–	–	•	•
Hydraulic length adjustment	–	–	–	•	•
Food safe drive medium	•	•	•	•	•

Box filler (GBF)

	GBF
Box width	110–120 cm
Box height	70–140 cm
Box length	120–240 cm
Input power	3 kW
Input power incl. drive for external supply web (option)	5.5 kW
Comfort and operation	
Flow Control line control	◦
Drop Stopp guide rubber flap	•
Operator terminal GBT 840	◦
Food safe drive medium	•

Grading technology (WG/SG)

	WG 900	WG 900 Tandem
Grading width	90 cm	180 (2 x 90) cm
Grading length	150 cm	150 cm
Machine length	185 cm	185 cm
Pre-grading cross conveyor	110 x 200 cm	110 x 300 cm
Crop cross conveyor (option)	65 x 200 cm	65 x 300 cm
Input power	3 kW	4 kW
Single 2-roller agitator	◦	◦
Double 2-roller agitator	•	•
Transfer plate at crop discharge	◦	◦
Transfer roller at crop discharge	•	•
Comfort and operation		
Flow Control line control	•	•
Gas cylinder operated chute	•	•
Flow brake	•	•
Food safe drive medium	•	•

	SG 80-8	SG 120-8	SG 120-14	SG 160-8	SG 160-14	SG 200-8	SG 200-14	SG 240-8	SG 240-14
Soil cleaning / pre-grading width	80 cm	120 cm	120 cm	160 cm	160 cm	200 cm	200 cm	240 cm	240 cm
PU spiral roller soil cleaning	8	8	7	8	7	8	7	8	7
PU spiral rollers pre-grading	–	–	7	–	7	–	7	–	7
Distance of PU spiral rollers	5–55 mm	5–55 mm	5–55 mm	5–55 mm	5–55 mm	5–55 mm	5–55 mm	5–55 mm	5–55 mm
Input power	7.5 kW	7.5 kW	7.5 kW	7.5 kW	7.5 kW	7.5 kW	10 kW	7.5 kW	10 kW
Turbo Clean	◦	◦	◦	◦	◦	◦	◦	◦	◦
Hydraulic distance adjustment	•	•	•	•	•	•	•	•	•

◦ Series • Option – Not available



Download our contact details onto your smart phone quickly and easily by means of the QR code!

Grimme Landmaschinenfabrik GmbH & Co. KG
Hunteburger Straße 32 · 49401 Damme · Germany
Phone +49 5491 666-0 · Fax +49 5491 666-2298
grimme@grimme.de · www.grimme.com

GRIMME
HARVESTING SUCCESS!